

MANUAL HOSTINGTARGET SETTING COUNTER

SETTING COUNTER

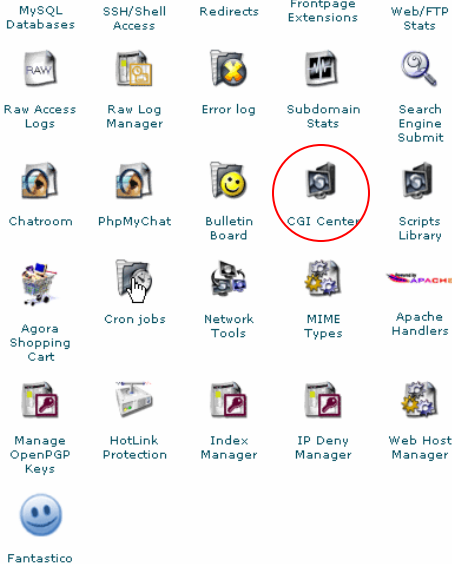
Dengan counter kita dapat mengetahui seberapa banyak jumlah pengunjung dari situs kita dengan menampilkan html dari counter yang kita buat dari menu cpanel.

Untuk mengakses counter kita akses menu CGI Center , silakan login ke cpanel.
<http://domainanda.com/cpanel/>

Bandwidth usage (current month)	588.06 Megabytes
Email Accounts	11 / unlimited
Email Forwarders	6
Autoresponders	0
Mailing Lists	1 / unlimited
Email filters	0
Ftp Accounts	1 / unlimited

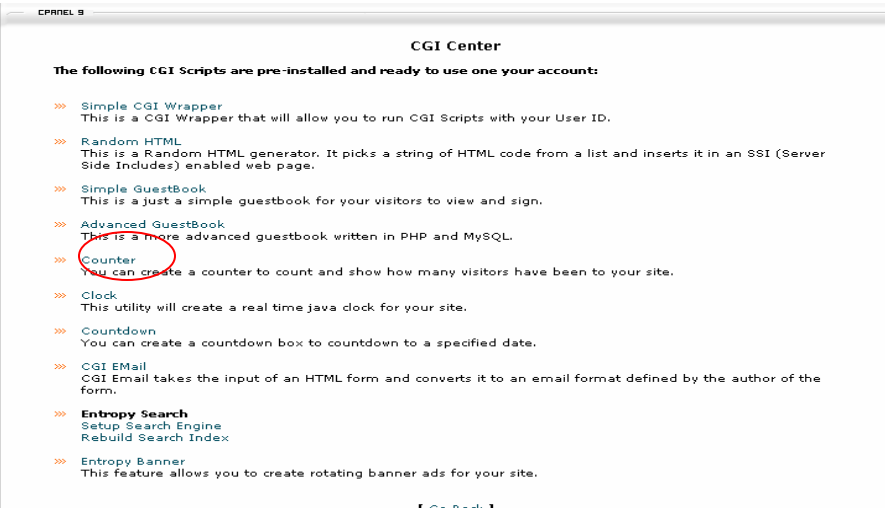
General server information:

Operating system	Linux
Service Status	Click to View
Kernel version	2.4.21-27.0.2.ELsmp
Machine Type	i686
Apache version	1.3.33 (Unix)
PERL version	5.8.4
Path to PERL	/usr/bin/perl
Path to sendmail	/usr/sbin/sendmail
Installed Perl Modules	Click to View
PHP version	4.3.10
MySQL version	4.0.23-standard
cPanel Build	10.0.0-RELEASE 7
Theme	cPanel X v2.5.0
Documentation	Click to View



The screenshot shows the cPanel CGI Center menu. The 'CGI Center' icon, which depicts a server rack, is circled in red. Other icons include MySQL Databases, SSH/Shell Access, Redirects, Frontpage Extensions, Web/FTP Stats, Raw Access Logs, Raw Log Manager, Error log, Subdomain Stats, Search Engine Submit, Chatroom, PhpMyChat, Bulletin Board, Scripts Library, Agora Shopping Cart, Cron jobs, Network Tools, MIME Types, Apache Handlers, Manage OpenPGP Keys, HotLink Protection, Index Manager, IP Deny Manager, Web Host Manager, and Fantastico.

Setelah klik menu CGI center. Maka akan muncul jendela berikut:



The screenshot shows the CGI Center window with the following content:

CGI Center

The following CGI Scripts are pre-installed and ready to use one your account:

- Simple CGI Wrapper
This is a CGI Wrapper that will allow you to run CGI Scripts with your User ID.
- Random HTML
This is a Random HTML generator. It picks a string of HTML code from a list and inserts it in an SSI (Server Side Includes) enabled web page.
- Simple GuestBook
This is a just a simple guestbook for your visitors to view and sign.
- Advanced GuestBook
This is a more advanced guestbook written in PHP and MySQL.
- Counter**
You can create a counter to count and show how many visitors have been to your site.
- Clock
This utility will create a real time java clock for your site.
- Countdown
You can create a countdown box to countdown to a specified date.
- CGI Email
CGI Email takes the input of an HTML form and converts it to an email format defined by the author of the form.
- Entropy Search
Setup Search Engine
Rebuild Search Index
- Entropy Banner
This feature allows you to create rotating banner ads for your site.

[Go Back]

Kemudian pilih menu counter, maka akan tampil jendela seperti berikut :

MANUAL HOSTINGTARGET SETTING COUNTER

Counter Clock Date
Time Zone (for clock GMT-0500 is EST) GMT-0500
TimeFormat 12 Date Format MMDDYY Frame Thickness 6
Frame Color Red 100 Green 139 Blue 216 Preview
Max Digits 5 Style (See Styles) A
Color Replacer (ex Replace one color with another)
Source Color Red 0 Green 0 Blue 0 Preview
Replacement Color Red 0 Green 0 Blue 0 Preview
Counter Name
andiha01
Preview Make HTML

Edit/Reset a Counter
Counter Name (no .dat): andiha01
New Count: 0
Commit Changes

Kita bisa edit sesuai yang kita inginkan seperti :

- **Frame Thickness** : untuk mengatur ketebalan tampilan counter.
- **Max Digits** : untuk mengatur banyaknya digit yang akan ditampilkan di counter
- **Style** : untuk mengatur style yang akan kita inginkan (kita bisa memilih dari A-Z dan 1-7).
- **Counter Name** : kita dapat mengganti nama counter yang kita buat sesuai keinginan kita
-

Kemudian setelah kita setting, untuk warna dan lainnya seperti diatas, kita bisa lihat hasilnya dengan klik Preview dan klik HTML untuk melihat HTML yang nantinya akan diupload ke website kita.

Counter Clock Date
Time Zone (for dock GMT-0500 is EST) GMT-0500
TimeFormat 12 Date Format MMDDYY Frame Thickness 6
Frame Color Red 50 Green 50 Blue 250 Preview
Max Digits 5 Style (See Styles) K
Color Replacer (ex Replace one color with another)
Source Color Red 10 Green 10 Blue 50 Preview
Replacement Color Red 10 Green 10 Blue 50 Preview
Counter Name
wew
Preview Make HTML

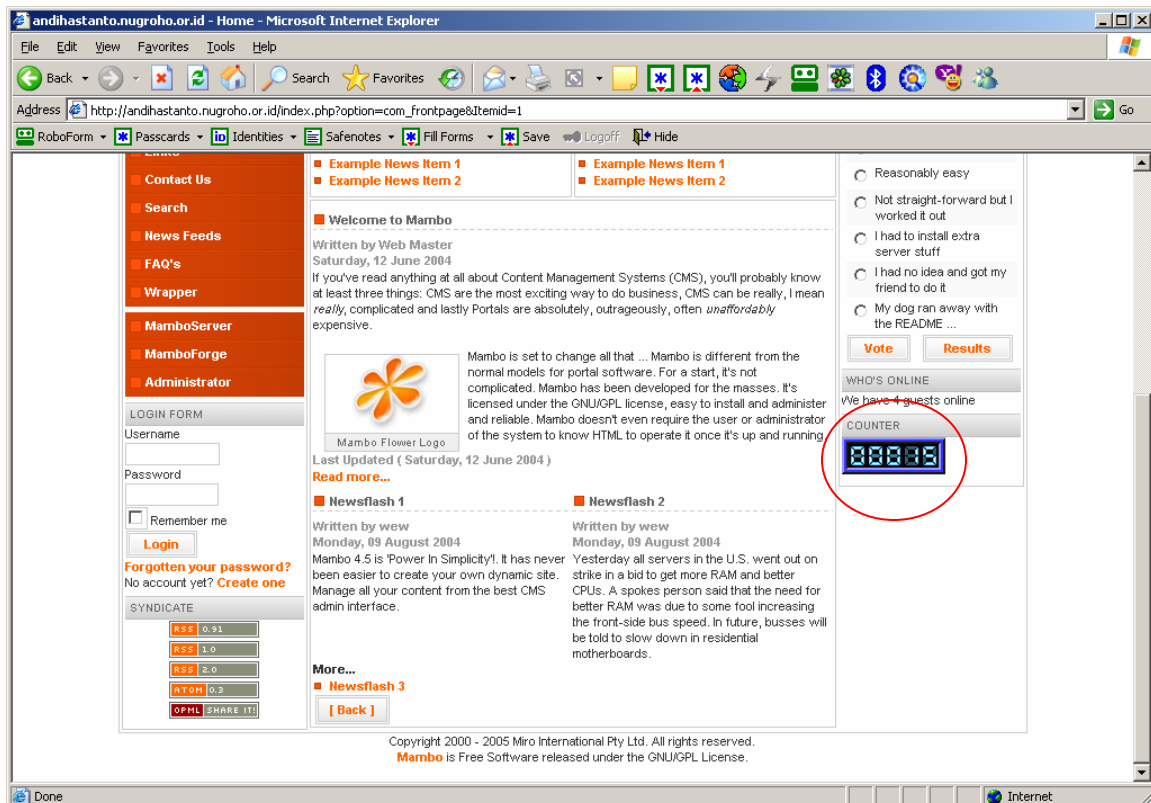
Edit/Reset a Counter
Counter Name (no .dat): andiha01
New Count: 0
Commit Changes

0000

MANUAL HOSTING TARGET SETTING COUNTER

Counter Clock Date
TimeZone (for clock GMT-0500 is EST) GMT-0500
TimeFormat 12 Date Format MMDDYY Frame Thickness 6
Frame Color Red 50 Green 50 Blue 250 Preview
Max Digits 5 Style (See Styles) K
Color Replacer (ex Replace one color with another)
Source Color Red 10 Green 10 Blue 50 Preview
Replacement Color Red 10 Green 10 Blue 50 Preview
Counter Name
wew
Preview **Make HTML**
Edit/Reset a Counter
Counter Name (no .dat): andiha01
New Count: 0
Commit Changes

Jika sudah diupload kita refresh saja website kita maka akan tampak counter tersebut.



Selamat Mencoba !!
Tembak TARGET anda !! 😊